

# Locked mode in Quizzes on Chromebooks


Your guide to creating distraction-free quizzes in Google Forms

## What is locked mode?

This is a new feature—available on managed Chromebooks—that prevents students from navigating away from the Quiz until they submit their answers. Teachers can easily enable locked mode following the steps below.

## Step 1

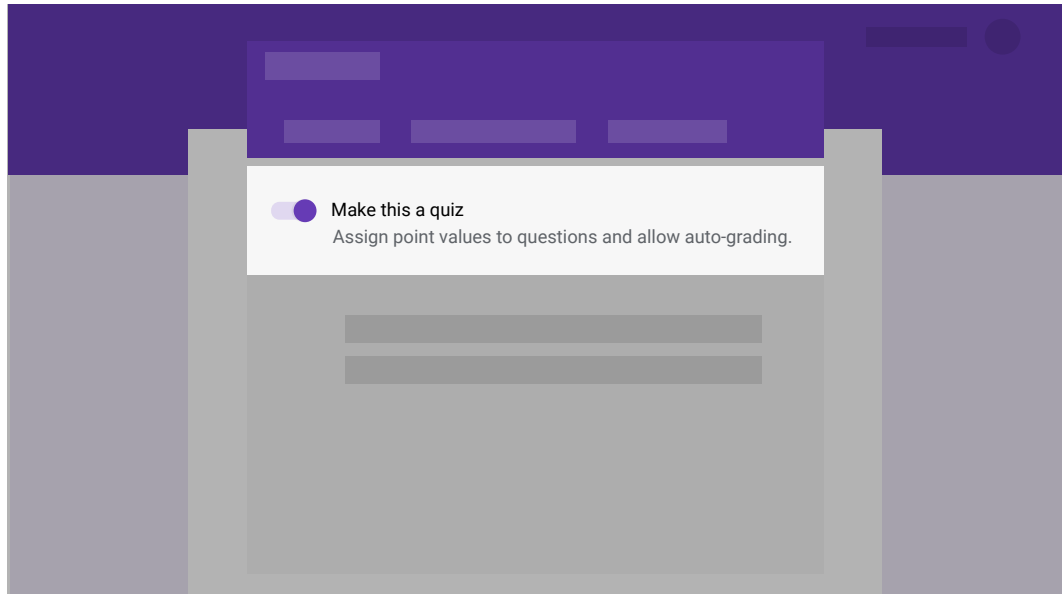
Make sure you're working with managed Chromebooks.  
Find out if your Chromebooks are managed: [goo.gl/mAzruX](https://goo.gl/mAzruX)



## Step 2

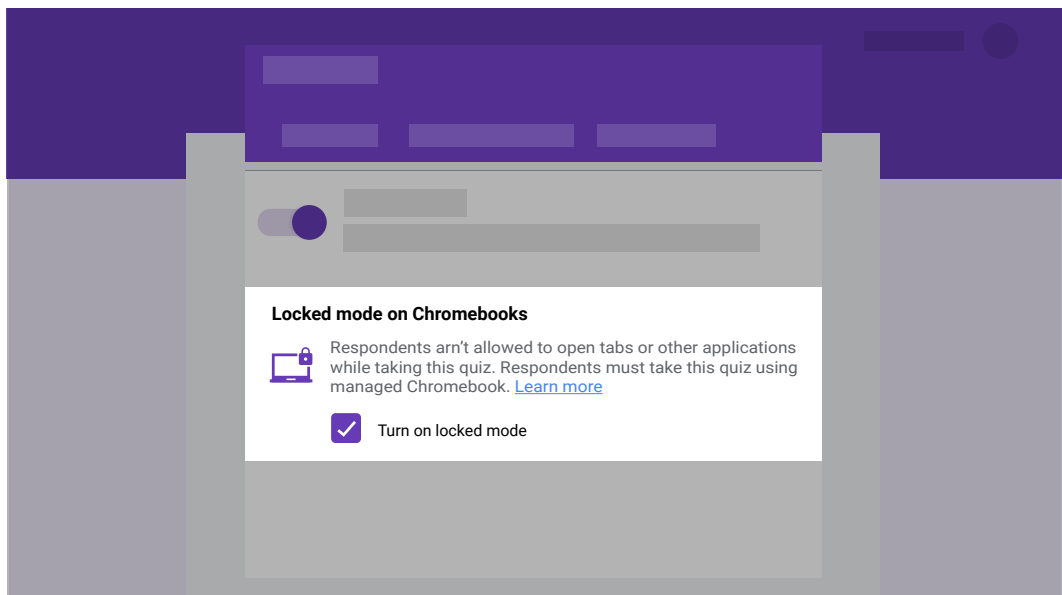
Create a quiz in Google Forms.

Learn how: [goo.gl/e9YiXD](https://goo.gl/e9YiXD)



## Step 3

Switch on 'Locked mode' for your quiz



## Step 4

Assign the quiz

Tips for using Forms with Classroom: [goo.gl/sc7WM3](https://goo.gl/sc7WM3)